

Eccentric Clamping Screws

Steel, with Internal Hexalobular

SPECIFICATION

Steel

- Property class 10.9
- Blackened **BT**
- Chemically nickel plated, silver **SN**

INFORMATION

Eccentric clamping screws GN 418.3 clamp workpieces by means of eccentric screw heads which, depending on size, are offset by the dimension e in relation to the central axis of the screw shank.

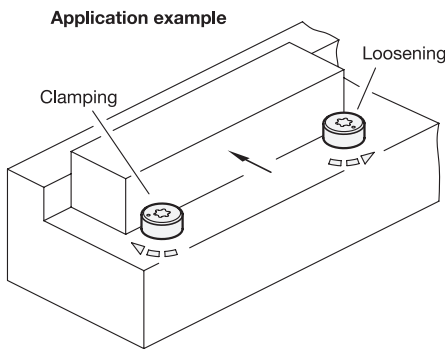
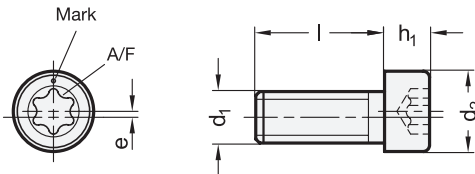
The threaded holes for mounting the eccentric clamping screws into the fixture must be drilled according to the drawing at a distance a to the workpiece.

The screw head is in the clamping position when the eccentric clamping screw is turned back so far, after being fully screwed in, that the marking point is opposite the clamping surface of the workpiece.

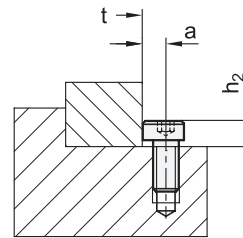
For clamping, the eccentric clamping screws are tightened to the specified torque, whereby the eccentric presses against the workpiece. The max. permissible workpiece tolerance t ensures that the clamping distance is in a favorable range for the eccentric.

TECHNICAL INFORMATION

- Strength Values of Screws (see page A20)



Construction information



* Complete with
BT **SN**

GN 418.3

Description	d_1	Length l	a	d_2 +0.1/-0.12	e +0.1	h_1	h_2 Max.	A/F	t Workpiece tolerance	⚖
GN 418.3-M3-6-*	M 3	6	3.1+0.3/0	6.8	0.4	2.5	3.3	T10	-0.7 / +0.1	1
GN 418.3-M4-8-*	M 4	8	3.15+0.3/0	7	0.4	3	4.1	T15	-0.75 / +0.05	2
GN 418.3-M5-10-*	M 5	10	3.9+0.3/0	8.5	0.4	4	5.3	T20	-0.75 / +0.05	3
GN 418.3-M6-12-*	M 6	12	4.65+0.3/0	10	0.5	4	5.5	T25	-0.85 / +0.15	4
GN 418.3-M8-16-*	M 8	16	6.05+0.5/0	13	0.8	5	7	T30	-1.25 / +0.35	9
GN 418.3-M10-20-*	M 10	20	7.5+0.5/0	16	1	7	9.5	T40	-1.5 / +0.5	20
GN 418.3-M12-24-*	M 12	24	8.5+0.5/0	18	1	8	10.9	T45	-1.5 / +0.5	32

Weight BT